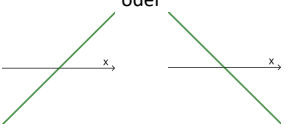

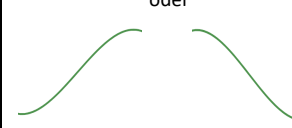
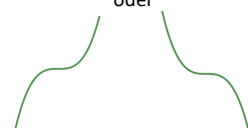
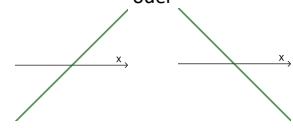


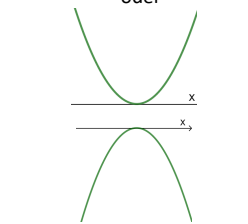
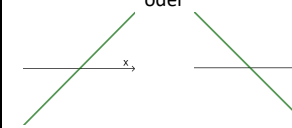

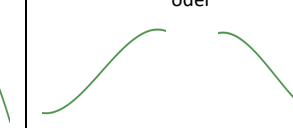
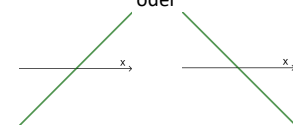
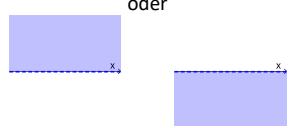
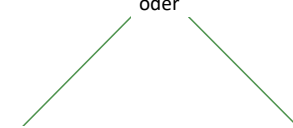
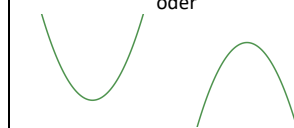
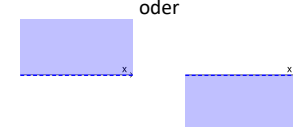
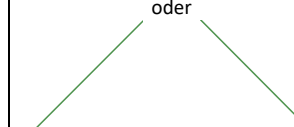
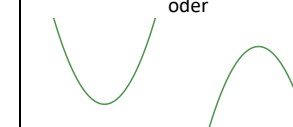
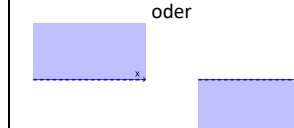




Zusammenhänge zwischen den Graphen (NEW-, ASK-Regeln)

G_f	oder  Nullstelle mit VZW	oder  Extremstelle	oder  Wendestelle		oder  Terrassenstelle	
$G_{f'}$		oder  Nullstelle mit VZW	oder  Extremstelle	oder  Wendestelle		oder  Nullstelle ohne VZW (also auch Extremstelle!)
$G_{f''}$			oder  Nullstelle mit VZW	oder  Extremstelle	oder  Wendestelle	oder  Nullstelle mit VZW

G_f	oder  über / unter x-Achse	oder  Sms / Smf	oder  LK / RK		
$G_{f'}$		oder  über / unter x-Achse	oder  Sms / Smf	oder  LK / RK	
$G_{f''}$			oder  über / unter x-Achse	oder  Sms / Smf	oder  LK / RK