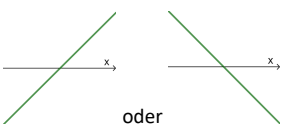
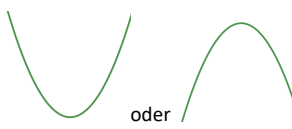
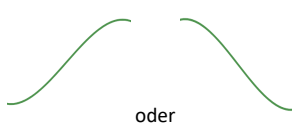
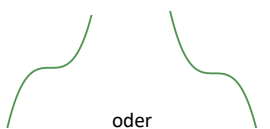
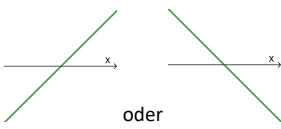
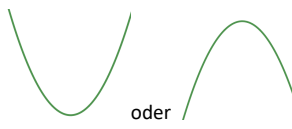
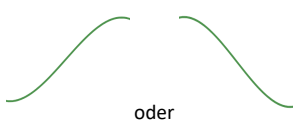
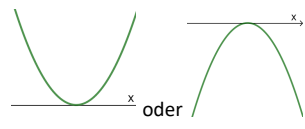
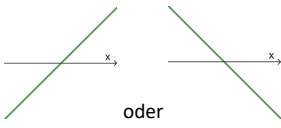
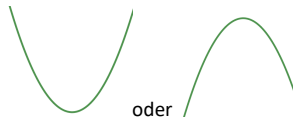
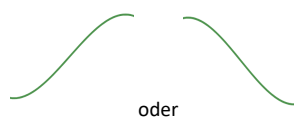
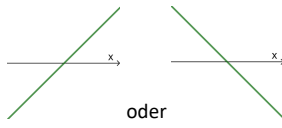


### Zusammenhänge zwischen den Graphen (NEW-Regel)

$G_f$	 oder <b>Nullstelle mit VZW</b>	 oder <b>Extremstelle</b>	 oder <b>Wendestelle</b>		 oder <b>Terrassenstelle</b>
$G_{f'}$	 oder <b>Nullstelle mit VZW</b>	 oder <b>Extremstelle</b>	 oder <b>Wendestelle</b>		 oder <b>Nullstelle ohne VZW (und damit auch Extremstelle!)</b>
$G_{f''}$	 oder <b>Nullstelle mit VZW</b>	 oder <b>Extremstelle</b>	 oder <b>Wendestelle</b>	 oder <b>Nullstelle mit VZW</b>	